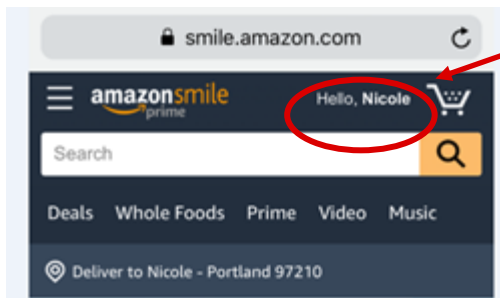




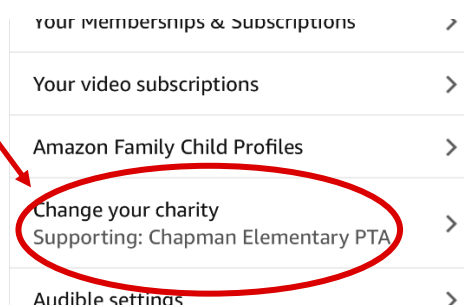
How to participate in AMAZON SMILE

every time you shop, at no cost to you

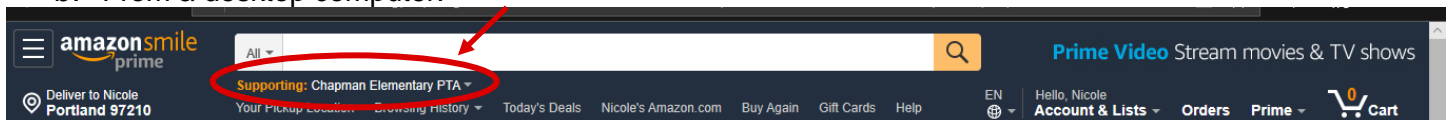
1. Sign on to <https://smile.amazon.com> from your mobile device or desktop computer.
2. Search for and designate **Chapman Elementary PTA** as your chosen charity.
 - a. From your mobile device:



Click your name, then scroll down to designate your charity

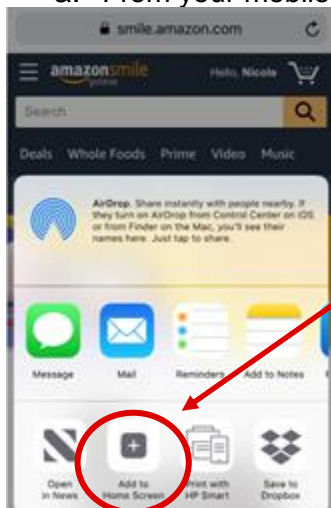


- b. From a desktop computer:



3. Set a bookmark and always shop at <https://smile.amazon.com> to support Chapman:

- a. From your mobile device:



Click the 'upload' icon and then select 'Add to Home Screen'

- b. From a desktop computer:



1. Create a bookmark

Drag this box to your bookmarks or favorites bar to create a shortcut to smile.amazon.com.